

DPSCD Covid-19 Safety Commitment Compliance Contract: Mid-Year Report

AuthorityHealth
Preserving Public Health, Promoting Population Health



Executive Summary

In response to the Covid-19 Pandemic, Authority Health compliance officers began audits of the schools and district offices of the Detroit Public Schools Community on September 22, 2020. The audit process was designed to survey each facility at least once per month to ensure that schools maintained fidelity to the District's Covid-19 Safety Commitments. Generally, the audits reviewed two general areas of concern: the cleanliness and sanitization of classrooms, lunchrooms, restrooms, physical activity sites, and offices; and the appropriateness and effectiveness of the safety behavioral component, communicated through signage and modeling.

In the beginning of the year, Authority Health hired 3 compliance officers who worked closely with the DPSCD Operations team to learn about the District's Safety Commitments, become familiar with school structure and processes, and begin collecting data daily. Data collection moved to an electronic format after 2 weeks of auditing, ensuring instant data access for the DPSCD leadership team. Weekly meeting with the Operations team began immediately and the Authority Health and DPSCD teams worked collaboratively to address any safety issues that were found. In addition to daily reporting, DPSCD is provided weekly, monthly and semi-annual progress reports.

A continuous quality improvement process has been implemented to inform best practices as the year progressed. For example, there was challenges in understanding the cleaning process at various schools. Compliance officers worked with the DPSCD Operations team to identify where improvements could be made. Schools evolved from an incomplete scope of expectations for cleanliness to a very detailed approach examining what is cleaned and how well it is cleaned. At this juncture, the schools have a fine-tuned perspective as to the expectations for cleanliness and sanitation.

A highlight in this area was the creation of a cleaning checklist developed by the two custodial companies. It provided all custodians a clear understanding of what should be cleaned, the details of the cleaning.

Due to the hard work of DPSCD and the compliance officers this school year, Detroit schools are ready to accept children face-to-face in a safe environment. The District has demonstrated they are far better prepared than other school districts, primarily due to careful planning, the auditing process, and close follow-up to findings.



DPSCD Covid Safety Commitments Mid-Year Findings

Week of Audit	Period	Compliance Rates															
		100%	90-100%	80-90%	Under 80%	Total Number of School Audits	PPE	Testing & Checking	Building Config	Cleaning	Rituals & Routines	Training	Crowd Management	Overall Compliance Rate	Arrival / Dismissal	Bus Terminal	Admin Buildings
9/18/2020 - 9/24/2020	1	7	6	0	0	13											
09/25/2020 - 10/01/2020		4	5	1	0	10											
10/2/2020 - 10/8/2020		11	10	0	5	26											
10/09/2020 - 10/15/2020	2	10	7	2	0	19							98%		100%		
10/16/2020 - 10/22/2020		8	14	1	3	26	93%	89%	95%	84%	96%	96%	95%	93%	100%	95%	
10/23/2020 - 10/29/2020		3	21	4	1	29	89%	95%	98%	79%	100%	94%	100%	94%	100%		
10/30/2020 - 11/5/2020		13	6	0	0	19	98%	100%	99%	97%	100%	100%	100%	99%	100%	92%	92%
11/6/2020 - 11/12/2020	3	17	14	1	0	32	96%	100%	100%	96%	100%	99%	98%	98%	100%		100%
11/13/2020 - 11/19/2020		20	12	1	0	33	97%	99%	100%	93%	100%	98%	100%	98%	100%		
11/20/2020 - 11/26/2020		9	5	1	0	15	93%	100%	100%	92%	100%	100%	100%	97%			
11/27/2020 - 12/3/2020		17	10	3	0	30	94%	98%	100%	94%	100%	98%	99%	97%			100%
12/4/2020 - 12/10/2020	4	21	9	2	0	32	95%	99%	100%	94%	100%	100%	100%	98%			100%
12/11/2020 - 12/18/2020*		31	15	1	0	47	95%	99%	99%	98%	100%	99%	100%	99%			100%
12/18/2020 - 12/24/2020		0	0	0	0	0											
12/25/2020 - 12/31/2020		0	0	0	0	0											
1/1/2021 - 1/7/2021	5	16	6	0	0	22	97%	100%	100%	98%	100%	100%	100%	99%			100%
1/8/2021 - 1/14/2021		23	7	0	0	30	97%	100%	100%	98%	99%	100%	100%	99%			100%
1/15/2021 - 1/21/2021		16	6	1	0	23	97%	98%	100%	96%	99%	98%	100%	98%			100%
1/22/2021 - 1/28/2021		16	7	0	0	23	96%	100%	100%	97%	100%	100%	100%	99%			93%
1/29/2021 - 2/4/2021	6	29	6	0	0	35	98%	100%	100%	98%	100%	100%	100%	99%			100%
2/5/2021 - 2/12/2021		34	2	0	0	36	100%	100%	100%	98%	100%	100%	100%	100%			96%
2/15/2021 - 2/18/2021		0	0	0	0	0											
2/22/2021 - 2/25/2021		19	9	0	0	28	96%	100%	100%	99%	100%	100%	100%	99%			100%
TOTALS		324	177	18	9	528											

**9 schools from 12/18/2020 included in this week



Significant Achievements

AH employee Michele Adams-Calloway provided services in September 2020

Hired first officer (Donna Burrell) on September 28, 2020

Hired second officer (Gwendolyn Hightower) on October 5, 2020

Hired third officer (Kathy Beard) on October 15, 2020

Began weekly meetings with DPSCD on September 29, 2020 - Tuesdays at 2pm

Began weekly staff meetings on December 3, 2020 - Thursdays at 4pm

5 Bus Arrivals / Dismissals observed from 10/16 to 11/19/2020 at 100% compliance rate

Bus Terminals audited in October 2020, average compliance rate was 96%

School progress:

Face to Face Learning began on Tuesday, September 8, 2020

Face to Face Learning was paused on Monday, November 16, 2020

Technology and Family Resource Hubs opened in January 2021

Online Learning Communities restarted on February 24, 2021

On December 2, 2020, Kathy Beard observed the Principal and Assistant Principal using puppets to promote hand hygiene.



528 total school audits

School Audits by Period	Total Number of Audits	Overall Compliance Rate
1	49	98.0%
2	93	96.0%
3	110	97.5%
4	79	98.5%
5	98	98.9%
6	99	99.5%

District Office Audits by Period	Total Number of Audits	Overall Compliance Rate
1	0	NA
2	12	92.0%
3	3	100.0%
4	6	100.0%
5	9	98.3%
6	9	98.7%

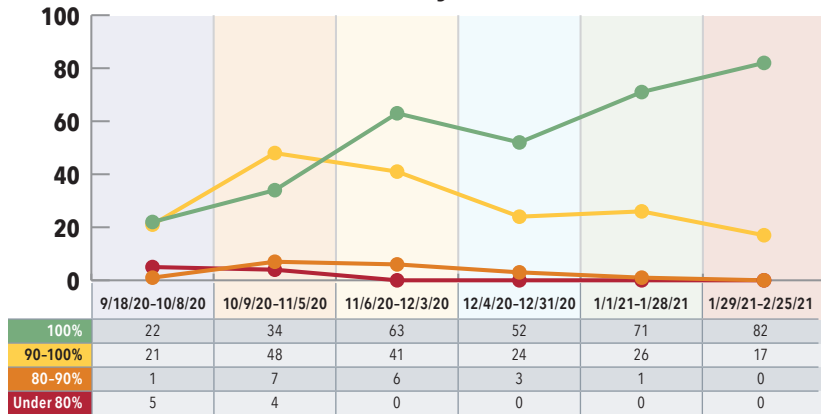
*All Fisher Building floors are combined as 1 audit site

Number of Schools Below 90% Compliance	Total Number of Schools
Oct. 20	16
Nov. 20	3
Dec. 20	6
Jan. 21	1
Feb. 21	0

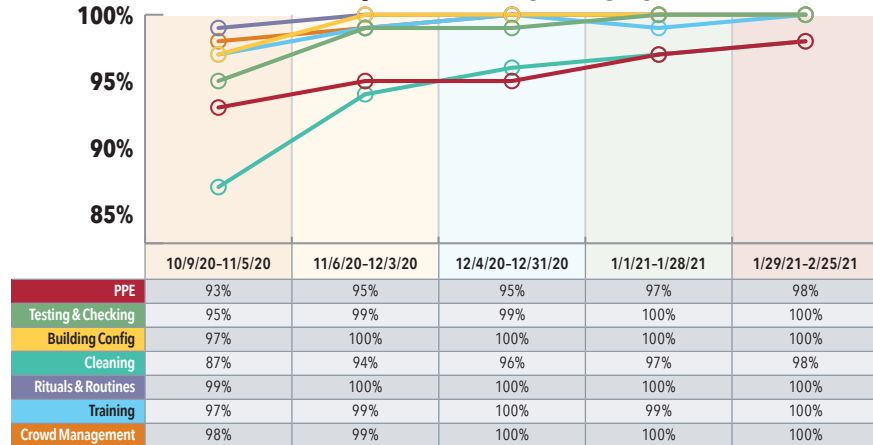
Aggregate Data by Period

Period	Period Dates	100%	90-100%	80-90%	Under 80%	Total Number of School Audits	PPE	Testing & Checking	Building Config	Cleaning	Rituals & Routines	Training	Crowd Management	Overall Compliance Rate	Admin Buildings	Arrival / Dismissal	Bus Terminal				
1	9/18/2020 - 10/8/2020	22	45%	21	43%	1	2%	5	10%	49				98%			100%				
2	10/09/20 - 11/5/2020	34	37%	48	52%	7	8%	4	4%	93	93%	95%	97%	87%	99%	97%	98%	96%	92%	100%	88%
3	11/6/2020 - 12/3/2020	63	57%	41	37%	6	5%	0	0%	110	95%	99%	100%	94%	100%	99%	99%	97.5%	100%	100%	
4	12/4/2020 - 12/31/2020	52	66%	24	30%	3	4%	0	0%	79	95%	99%	100%	96%	100%	100%	100%	98.5%	100%		
5	1/1/2021 - 1/28/2021	71	72%	26	27%	1	1%	0	0%	98	97%	100%	100%	97%	100%	99%	100%	98.9%	98.3%		
6	1/29/2021 - 2/25/2021	82	83%	17	17%	0	0%	0	0%	99	98%	100%	100%	98%	100%	100%	100%	99.5%	98.7%		

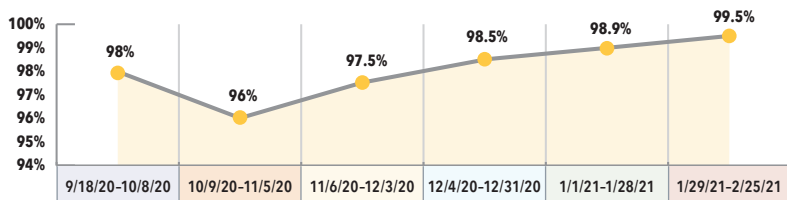
Number Of Schools By Performance Level



Compliance Rate by Category



Overall School Compliance Rate



District Offices Compliance Rate

